


Annual Report to
First 5 California
Fiscal Year 2008-09






Purpose of the Annual Report

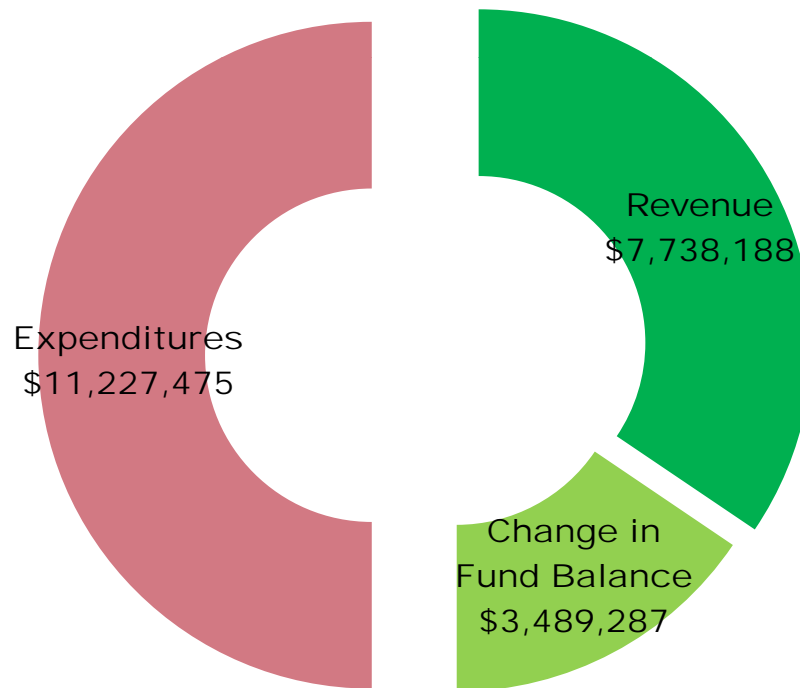
The Annual Report provides information about our local activities and expenditures to First 5 California. It includes:

- Fiscal data (e.g., expenditures)
- Client data (number of children, parents, and providers served)
- Evaluation data (narrative report of evaluation findings)
- Systems Change data (narrative report of activities targeting the System of Care)



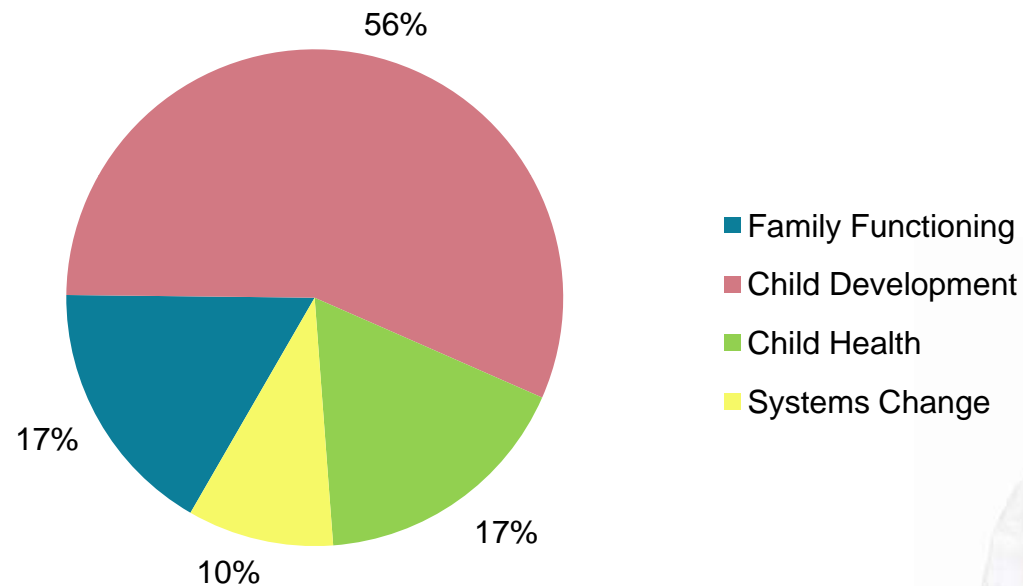
FY 2008-09 Fiscal Data

Revenue & Expenditures



FY 2008-09 Fiscal Data

System of Care Expenditures

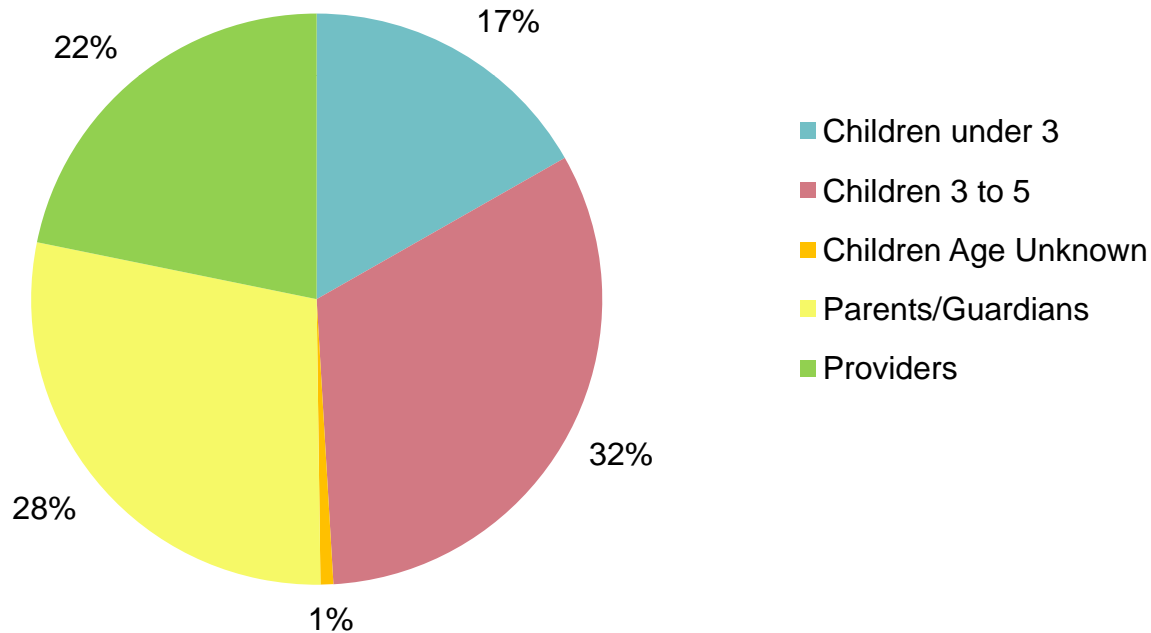


- Family Functioning: \$ 1,638,648
- Child Development: \$ 5,487,783
- Child Health: \$ 1,676,833
- Systems Change: \$ 926,054



Total Clients Served in FY08-09

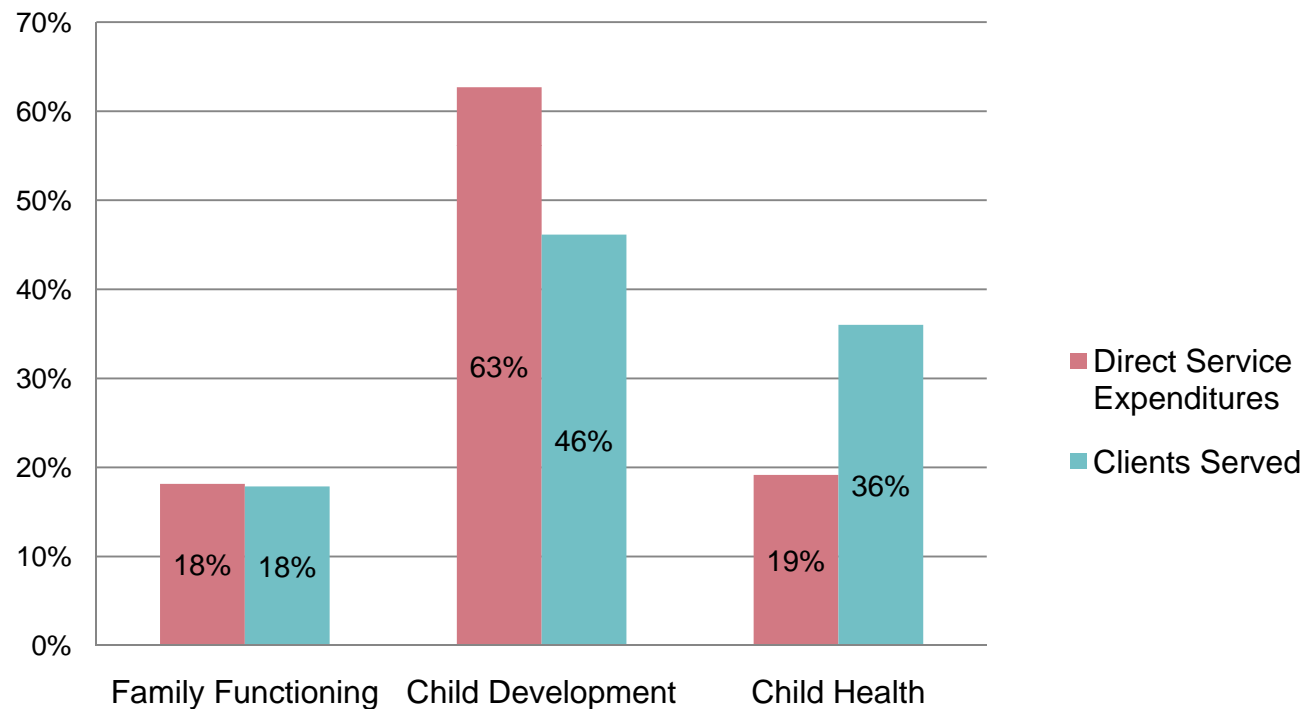
Population Served
N = 10,692




- In addition to the 10,692 clients served directly, F5SMC distributed **5,624** Kits for New Parents

FY 2008-09 Fiscal and Client Data

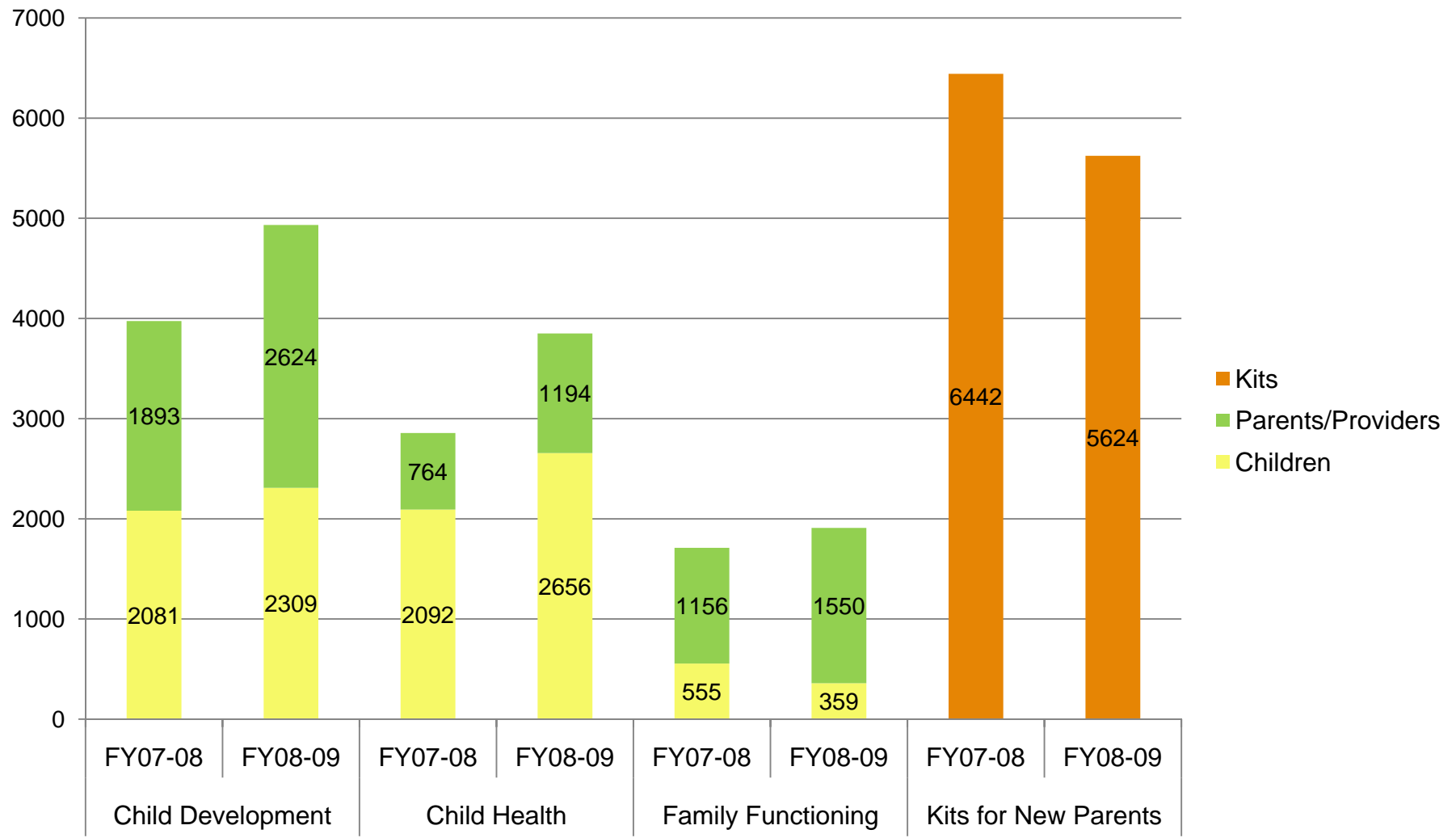
Percentages of Direct Service Expenditures and Clients Served, by Focus area



- Total Direct Service Expenditures: \$ 8,753,264
- Total Clients Served: 10,692

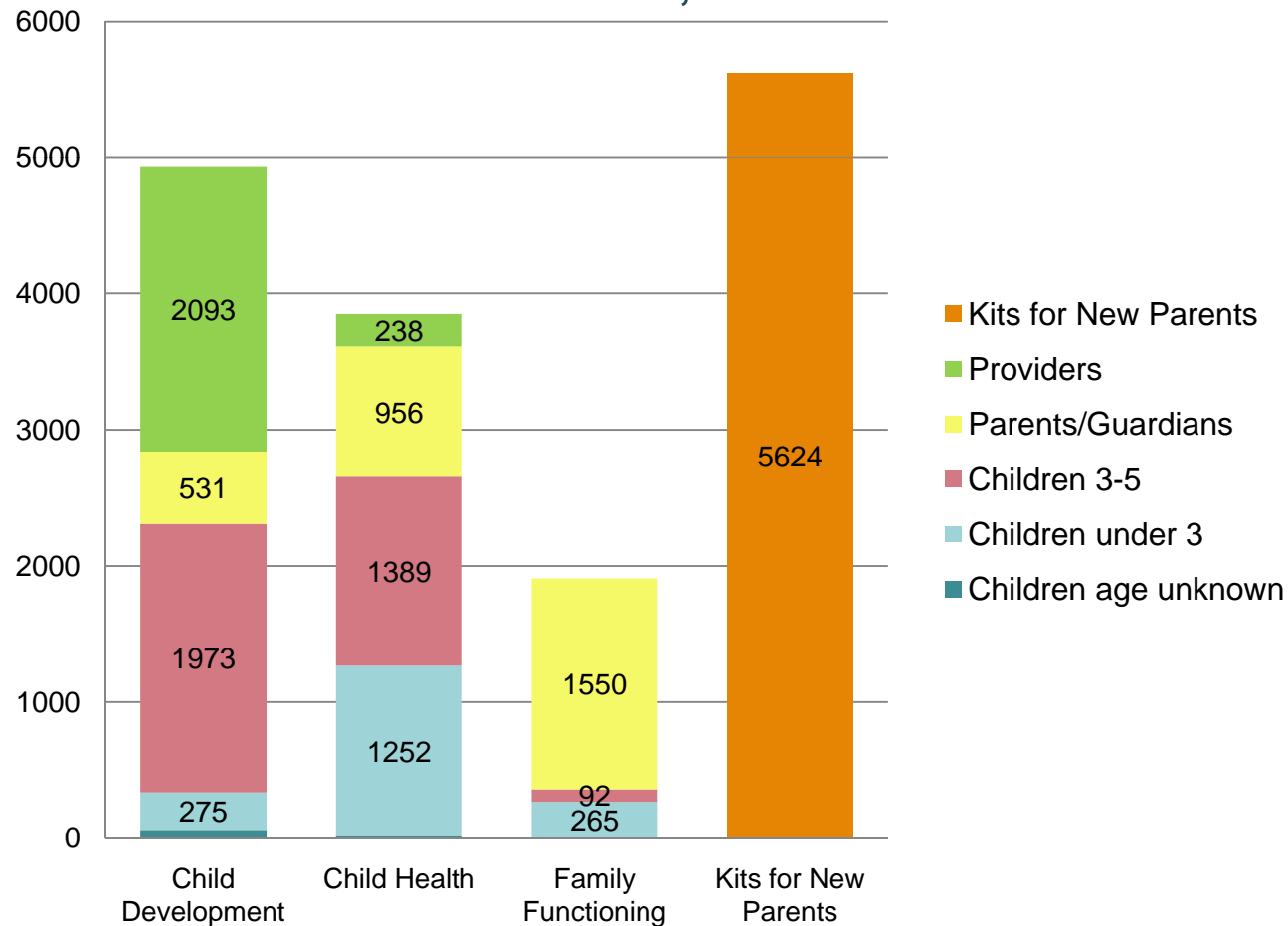


Clients Served in FY07-08 & FY08-09



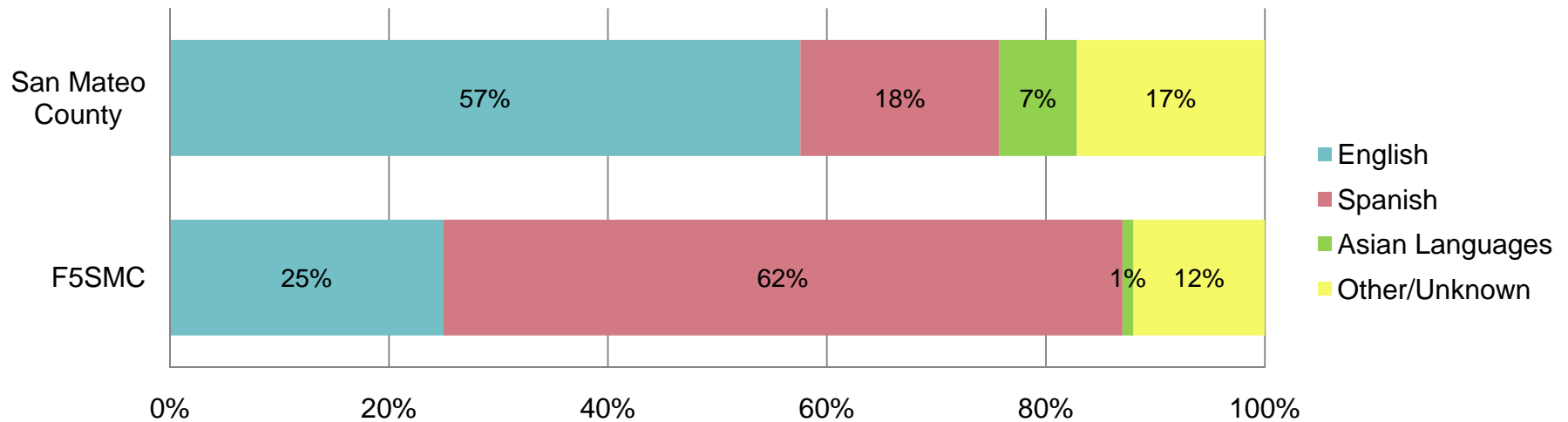
Clients Served in FY08-09

Clients Served, by F5CA Result Area
N = 16,316




Demographic information: FY08-09

Language Spoken at Home for San Mateo County Population And F5SMC Clients

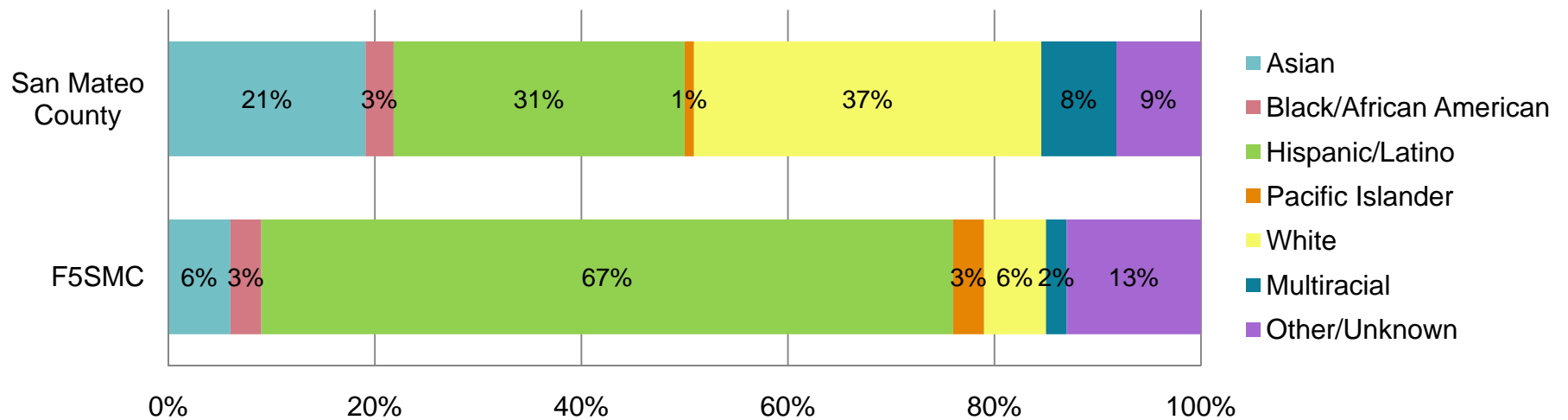


Sources: 2008 American Community Survey and F5SMC FY08-09 client data



Demographic Information: FY08-09

Race/Ethnicity of San Mateo County 0-5 Population And F5SMC Clients Served




Sources: 2008 American Community Survey and F5SMC FY 08-09 client data



Evaluation Highlights

Early Childhood Mental Health Consultation

- The program served 55 classrooms in 24 child care settings, representing 176 teachers and over 1,400 children.
- Children identified for case consultation showed improved behavior.
 - ✓ 62% of the children in the “Concern” range on the Behavioral subscale at intake moved into the “Not a Concern” category at case closure.
 - ✓ 83% of the children in the “Concern” range on the Protective Factors subscale at intake moved into the “Not a Concern” category at case closure.





Evaluation Highlights

Prenatal to 3 Home Visiting Program

- 734 families were screened for child health and developmental problems and parenting concerns; an additional 573 families received case management.
- 89% of new mothers began breastfeeding, compared with 77% nationwide.
- African-American mothers who received home visiting demonstrated more frequent sensitive, nurturing interactions with their infants.
- Parents attending mental health groups reported decreased depression; on average, they moved from being moderately depressed to mildly depressed.






Evaluation Highlights



SaMCARES

- 406 providers enrolled, and 335 (83%) completed the program.
- 52% of participants reported that SaMCARES had a large overall impact on their professional lives; 41% reported a moderate impact.
- Participants reported:
 - ✓ Improvements in knowledge and skills regarding ECE curricula and settings, as well as managing the workplace.
 - ✓ That using ERS tools improved the quality of care they provided.





Questions & Comments





First 5 San Mateo County System of Care

Funder



Systems
Change Agent

Community Partner



Steward of Funds